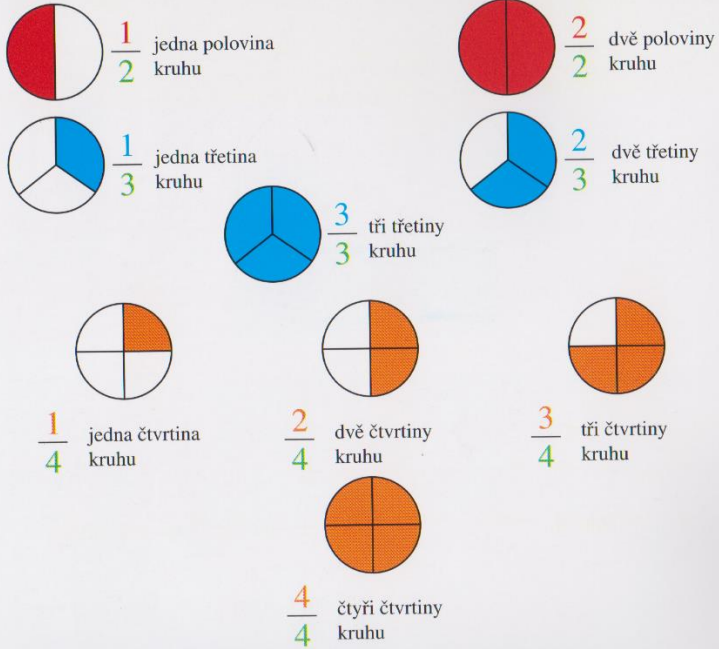


# ZLOMKY

zlomková čára →  $\frac{1}{4}$  ← číselník  
 ← jmenovatel

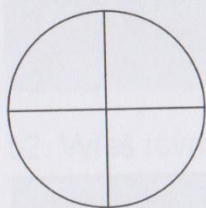
Číslo v čitateli udává, kolik částí zlomek obsahuje.  
 Číslo ve jmenovateli udává, na kolik částí je celek rozdělen.



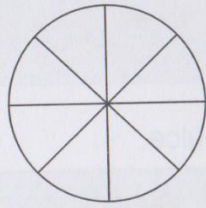
Všimněte si, že jedna polovina kruhu je totéž jako dvě čtvrtiny kruhu.  
 Všimněte si, že  $\frac{2}{2} = 1$  (celek)  $\frac{3}{3} = 1$  (celek)  $\frac{4}{4} = 1$  (celek)

## ZLOMKY

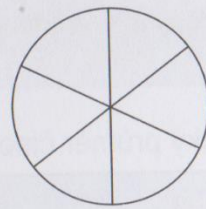
55. Vybarvi uvedenou část celku.



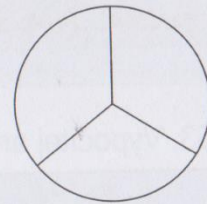
$$\frac{1}{4}$$



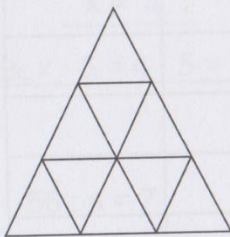
$$\frac{5}{8}$$



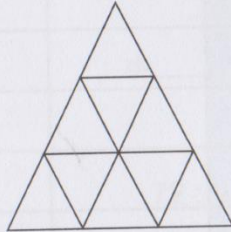
$$\frac{2}{6}$$



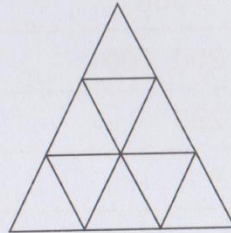
$$\frac{1}{3}$$




$$\frac{1}{9}$$



$$\frac{5}{9}$$



$$\frac{8}{9}$$



$$\frac{4}{9}$$